



Wood Screw

R-Control® Wood Screws are used to attach R-Control SIPs (Structural Insulated Panels) to wood structural members and substrates. The R-Control Wood Screw is strong and costs less than other systems using screws and stress plates or spikes.

- Significant savings over “screw and plate”
- Stronger than spikes or nails
- One step for easy installation
- 6 lobe drive head for less stripping
- Sits tight to the R-Control SIP surface
- Superior wind up lift strength
- Available in lengths from 3” - 18”

Metal Screws

R-Control Metal screws are used to attach R-Control SIPs to metal structural members and substrates. Installation is direct and fast - no wood nailers needed.

- Self drilling into steel
- No wood nailers needed
- One step for fast installation
- 6 lobe drive head for less stripping
- Sits tight to the R-Control SIP surface
- Superior wind up lift strength

R-Control Heavy Duty Metal Screws can self drill into 3/16” steel without pilot hole predrilling.

- Available in lengths from 6” - 13 3/4”

R-Control Light Duty Metal Screw are used to attach R-Control SIPs to light duty (up to 18 gauge) metal substrates.

- Available in lengths from 3” - 18”

SIP ACCESSORY

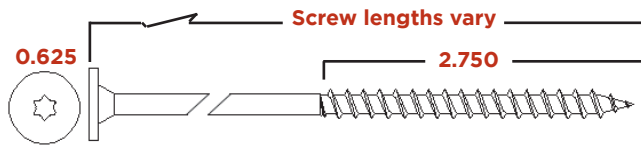


CONTROL, NOT COMPROMISE.®

R-Control SIP fasteners are engineered and manufactured to give you control over every aspect of your project installation.

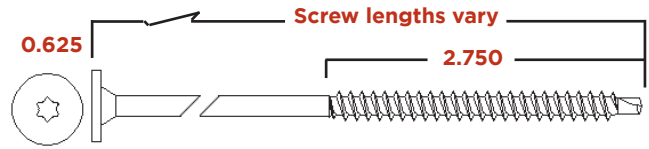
- Easy to install
- Large head size makes it easy to see for job verification
- Heat treated steel for high strength and durability
- Coated for superior corrosion resistance
- Superior wind up lift strength

Wood Screw



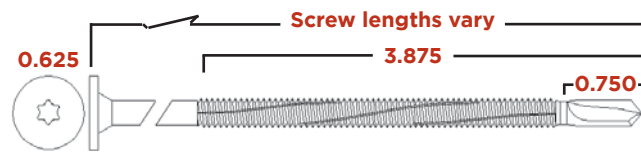
Head Style	Pancake head with internal 6 lobe drive
Head Diameter	0.625"
Drive Style	T-30, 6 lobe
Thread Diameter	0.255"
Shank Diameter	0.190"
Point Style	Thread Point

Metal Screw - Light Duty



Head Style	Pancake head with internal 6 lobe drive
Head Diameter	0.625"
Drive Style	T-30, 6 lobe
Thread Diameter	0.255"
Shank Diameter	0.190"
Point Style	Drill Point

Metal Screw - Heavy Duty



Head Style	Pancake head with internal 6 lobe drive
Head Diameter	0.625"
Drive Style	T-30, 6 lobe
Thread Diameter	0.245"
Shank Diameter	0.212"
Point Style	Drill Point

Specifications/Installation

Wood and/or Metal Screws as shown on plans and in specifications shall be supplied by the R-Control supplier.

Use R-Control SIP Wood and/or Metal Screws per R-Control SIP recommended installation guidelines. Refer to R-Control SIP Load Design Charts, Construction Manual, and Technical Bulletins showing proper design and applications.

R-Control SIP Accessory Availability

Your nearest R-Control supplier will be happy to collaborate with you to determine your needs for R-Control SIP Accessories as part of your complete R-Control SIP package. For additional information on R-Control SIPs and to contact your nearest supplier visit our website at www.r-control.com.



R-Control SIPs are made exclusively with Foam-Control EPS with Perform Guard and are manufactured by AFM Corporation licensees.

Copyright © 2011 AFM Corporation. All rights reserved. Printed in USA. R-Control, Foam-Control, Control, Not Compromise, and Perform Guard are registered trademarks of AFM Corporation, Lakeville, MN.

RC08-07/13